




mounting
systems



Trapeze ProLine

Application	Pitched roof – On roof
Roof cladding	Trapezoidal sheet
Min. sheet thickness	Steel: 0.4 mm Aluminium: 0.4 mm
Roof slope	From 5° to 45°
PV-Modules	Framed
Distance of the fixing points	Depends on wind or snow loads
Supporting profiles	Extruded aluminium profiles (EN AW 6063 T66)
Fixation	Thin sheet screw 5.5 x 25 mm, TX30
Small parts	Stainless steel (V2A)
Color	Aluminium: blank finish
Certificates	MCS BBA 0194
Warranty	10 Years



On roof



Framed Module




Landscape



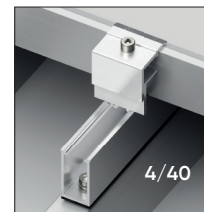
Portrait



Trapezoidal sheet




1/16




4/40

Landscape orientation



5/40

Portrait orientation



Fixation of the thin sheet screw for 5/40

