




mounting systems



## E-Port Home Single

<b>Application</b>	Open Terrain
<b>Included in the package</b>	<ul style="list-style-type: none"> <li>• Variable cable routing (cable duct can be fixed to any post with up to 3 clamps)</li> <li>• Substructure for solar modules</li> <li>• Continuous trapezoidal sheet with mesh (approx. 1.1m x 6 m)</li> <li>• Roof edging</li> <li>• Drainage</li> </ul>
<b>Foundations</b>	Concrete anchors Simple assembly without special tools
<b>Roof inclination</b>	6°
<b>Snow load</b>	Max. 0.69kN/m <sup>2</sup> – on the roof
<b>Wind load</b>	Max. 0.68kN/m <sup>2</sup> – on the roof
<b>Modules</b>	Space for up to 10 modules (1.708m x 1.134m) Module power of 405 Wp Total power 4.05 kWp
<b>Color</b>	Black
<b>Requirement</b>	No Shadowing
<b>Warranty</b>	10 years



Open Terrain



Trapezoidal sheet



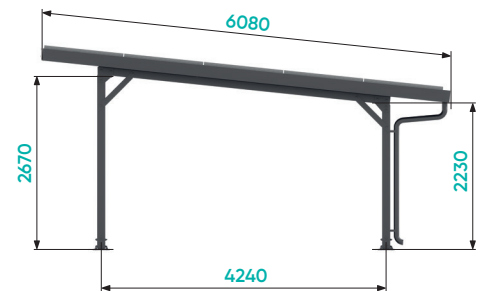
Framed module



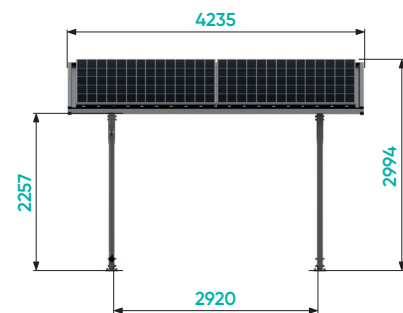
Orientation landscape



Orientation portrait



Side View



Front View

