




mounting
systems

10
Years
Warranty



E-Port Home Double

Application	Open Terrain
Included in the package	<ul style="list-style-type: none"> • Variable cable routing (cable duct can be fixed to any post with up to 3 clamps) • Substructure for solar modules • Continuous trapezoidal sheet with mesh (approx. 1.1 m x 6 m) • Roof edging • Drainage
Foundations	Concrete anchors Simple assembly without special tools
Roof inclination	6°
Snow load	Max. 0.69kN/m ² – on the roof
Wind load	Max. 0.68kN/m ² – on the roof
Modules	Space for up to 15 modules (1.708 m x 1.134 m) Module power of 405 Wp Total power 6.075 kWp
Color	Black
Requirement	No Shadowing
Warranty	10 years



Open Terrain



Trapezoidal sheet




Framed module




Orientation landscape



Orientation portrait



Side view



Front view

