




mounting
systems



Infix ProLine

Application	Pitched roof – roof-integration
Roof cladding	Suitable for most types of roof cladding
Roof slope	10° to 45° (other slopes on request)
Total height of PV system	Portrait: 40 mm + module height Landscape: 30 mm + module height
Roof structure	Battens as for conventional tile covering
Certificate	MPA Dresden: Fire behaviour tests in accordance with DIN EN 13501-5:2010-02
Supporting profiles	Extruded Aluminium (EN AW 6063 T66)
Small parts	Stainless steel (V2A)
Flashing (lateral and top)	Aluminium (EN AW 3005)
Corrugated metal	Aluminium (EN AW 3005)
Seals	EPDM
Colour	Profiles/sheeting: plate finish, black on demand
Warranty	10 years



In-roof



Framed module



Orientation portrait



Orientation landscape



Double Roman Tiles



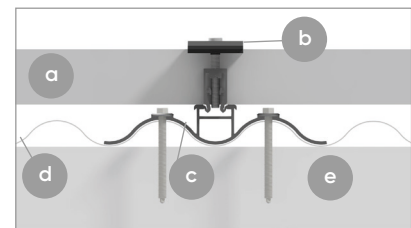
Slate



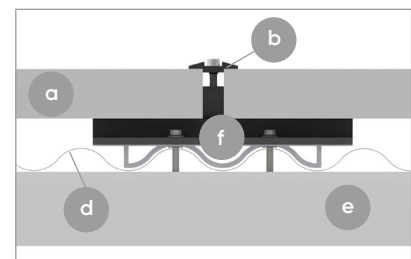
Plain Tiles



Bitumen shingles



Horizontal section, landscape installation



Horizontal section, portrait installation

- a PV module
- b Module clamp
- c Adapter for landscape installation
- d Corrugated sheet
- e Roof batten
- f Adapter for portrait installation