




mounting
systems



E-Port Home

Application	Open Terrain
Included in the package	<ul style="list-style-type: none"> • Variable cable routing (cable duct can be fixed to any post with up to 3 clamps) • Substructure for solar modules • Continuous trapezoidal sheet (approx. 1.1m x 6m) • Roof edging • Drainage
Foundations	Concrete anchors Simple assembly without special tools
Snow load	Max. 0.69kN/m ² – on the roof
Wind load	Max. 0.68kN/m ² – on the roof
Modules	Space for up to 15 modules (1.0m x 1.7m) <ul style="list-style-type: none"> • with a module power of 300Wp • total power 4.5kWp
Color	Black
Requirement	No Shadowing
Warranty	10 years



Open Terrain



Trapezoidal sheet




Framed module



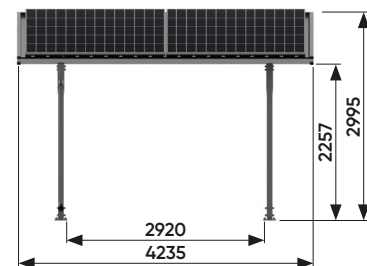
Orientation landscape




Orientation portrait



Side view



Front view: Single



Front view: Double