





mounting systems



2-Post Steel ProLine

Application	Open Terrain
PV-Modules	Framed
Module Arrangement	Up to 55 m per rack unit
Module Orientation	Portrait, 2 modules on top of each other Landscape, 4 modules on top of each other
System inclination	20° or 25°
Minimum module elevation to the ground	70 - 80 cm
Max. ground inclination	Up to 10° in east-west direction
Foundation options	Cap profile (rammed post), foot plates with fix anchors
Frame profiles	Steel (S 355/S 350 GD)
Small parts	Steel galvanized, stainless steel, geomet-coated steel, extruded aluminum (EN AW 6063 T66)
Warranty	10 years

Configuration	Module	Foundation	Clamping
2-Post Steel 2 portrait	Framed modules	Cap profile, Foot plates	Clickstones 
2-Post Steel 4 landscape			Clickstones 



Open Terrain




Framed Module




Orientation Portrait



Orientation Landscape



Connection detail support - rafter



Connection detail post



Connection detail module support